

Telescopic Belt Conveyor

Portable Telescopic Conveyor for Truck Loading and Unloading




FTBC Series
*Fixed Telescopic Belt
Conveyor*

MTBC Series
*Mobile Telescopic Belt
Conveyor*

ITBC Series
*Inclined Telescopic Belt
Conveyor*

PRODUCTS DETAILS



GALLERY



Fixed Telescopic Belt Conveyor


FTBC Series



PRODUCTS DETAILS



Conveyor in extended condition



Font head with anti collision bar



Control extend and retract on both side of the conveyor



Multi Telescopic Section

GALLERY



DATASHEET

FTBC-NS-A/B-600/800

Fixed Section Length	A
Extension Section Length	B
Conveyor Total Length	C
Belt Spec	600mm or 800mm, PVC Belt or Siegling PVK Belt
Belt Top Height	*
Operation Direction	forward & reverse
Load Capacity	50kg/m
Belt Driven Motor	* kw, SEW
Telescopic Motor	* kw, SEW
Hydraulic Power Pack	* kw
Machine Total Power	* kw
Electric Control System	Siemens PLC intelligent controller
Main Electric Components	Schneider, including abnormal fault automatic detection alarm device
Telescopic Chain	*
Cable Carrier	*
Standard Color	BLUE, RAL5005
Power Cord Length	10m
Standard Color	Blue, RAL 5015
Voltage	380V, three phase, 50Hz

Note:

Model No.: FTBC-NS-A/B-600/800

F: This model is fixed on platform.

N: The number of sections.

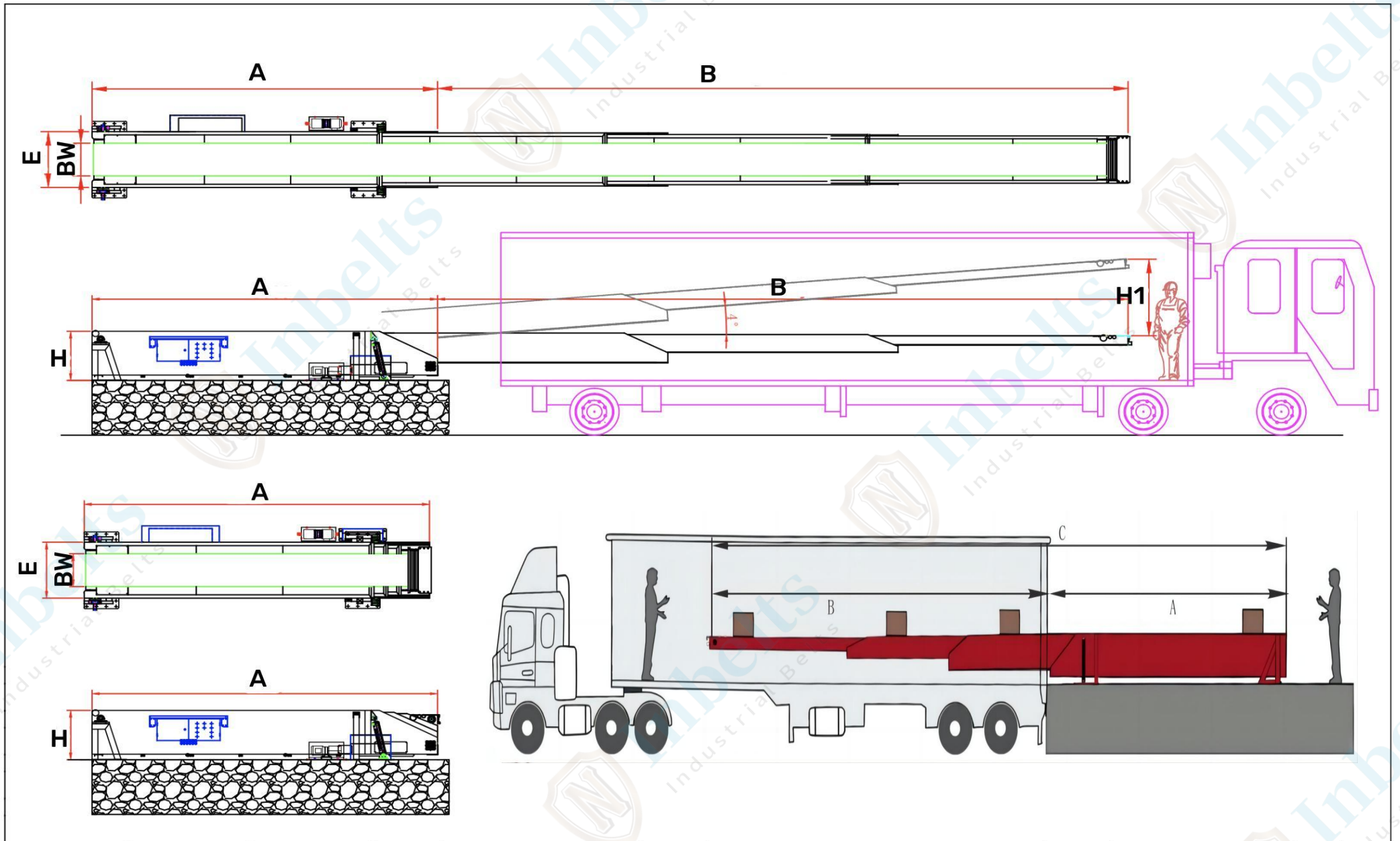
A: The fixed length of the first section.

B: The extension length of sections.

For Example, FTBC-3S-4/5.4-600: 3 section, the fixed length is 4m, extension length is 4.5m, the belt width is 600mm.

Fixed Telescopic Belt

DRAWINGS



DATASHEET

Fixed Telescopic Belt Conveyor

Type	Model No.	Fixed Length(A)	Extension(B)	Total Length(C)	Belt Width	Base Height	Load Capacity	Belt Speed	Extend Speed
3 Section	FTBC-3S-4/5.4	4m	5.4m	9.4m	600/800mm	800mm	50kg/m	15-30m/min	10m/min
	FTBC-3S-4.5/6	4.5m	6m	10.5m	600/800mm	800mm	50kg/m	15-30m/min	10m/min
	FTBC-3S-5/7	5m	7m	12m	600/800mm	800mm	50kg/m	15-30m/min	10m/min
	FTBC-3S-5.4/7.3	5.4m	7.3m	12.7m	600/800mm	800mm	50kg/m	15-30m/min	10m/min
	FTBC-3S-6/8.5	6m	8.5m	14.5m	600/800mm	800mm	50kg/m	15-30m/min	10m/min
	FTBC-3S-6.5/9.4	6.5m	9.4m	15.9m	600/800mm	800mm	50kg/m	15-30m/min	10m/min
	FTBC-3S-7/9.6	7m	9.6m	16.6m	600/800mm	800mm	50kg/m	15-30m/min	10m/min
4 Section	FTBC-4S-4/7	4m	7m	11m	600/800mm	950mm	50kg/m	15-30m/min	10m/min
	FTBC-4S-4.5/8.5	4.5m	8.5m	13m	600/800mm	950mm	50kg/m	15-30m/min	10m/min
	FTBC-4S-5/9.5	5m	9.5m	14.5m	600/800mm	950mm	50kg/m	15-30m/min	10m/min
	FTBC-4S-5.4/10.3	5.4m	10.3m	15.7m	600/800mm	950mm	50kg/m	15-30m/min	10m/min
	FTBC-4S-6/12	6m	12m	18m	600/800mm	950mm	50kg/m	15-30m/min	10m/min
	FTBC-4S-6.5/12.8	6.5m	12.8m	19.3m	600/800mm	950mm	50kg/m	15-30m/min	10m/min
	FTBC-4S-7/14	7m	14m	21m	600/800mm	950mm	50kg/m	15-30m/min	10m/min
5 Section	FTBC-5S-15/21	15m	21m	36m	600/800mm	1100mm	50kg/m	15-30m/min	10m/min
	FTBC-5S-16/22	16m	22m	38m	600/800mm	1100mm	50kg/m	15-30m/min	10m/min

Mobile Telescopic Belt Conveyor


MTBC Series



PRODUCTS DETAILS



Front head control panel



Side Control Panel: Extend, Retract, Up, Down



Main control box with Schneider VFD



Rough top PVK material belt

GALLERY



DATASHEET

MTBC-NS-A/B-600/800

Fixed Section Length	A
Extension Section Length	B
Conveyor Total Length	C
Belt Spec	600mm or 800mm, PVC Belt or Siegling PVK Belt
Belt Top Height	*
Operation Direction	forward & reverse
Load Capacity	50kg/m
Belt Driven Motor	* kw, SEW
Telescopic Motor	* kw, SEW
Hydraulic Power Pack	* kw
Machine Total Power	* kw
Electric Control System	Siemens PLC intelligent controller
Main Electric Components	Schneider, including abnormal fault automatic detection alarm device
Telescopic Chain	*
Cable Carrier	*
Standard Color	BLUE, RAL5005
Power Cord Length	10m
Standard Color	Blue, RAL 5015
Voltage	380V, three phase, 50Hz

Note:

Model No.: MTBC-NS-A/B-600/800

F: This model is fixed on platform.

N: The number of sections.

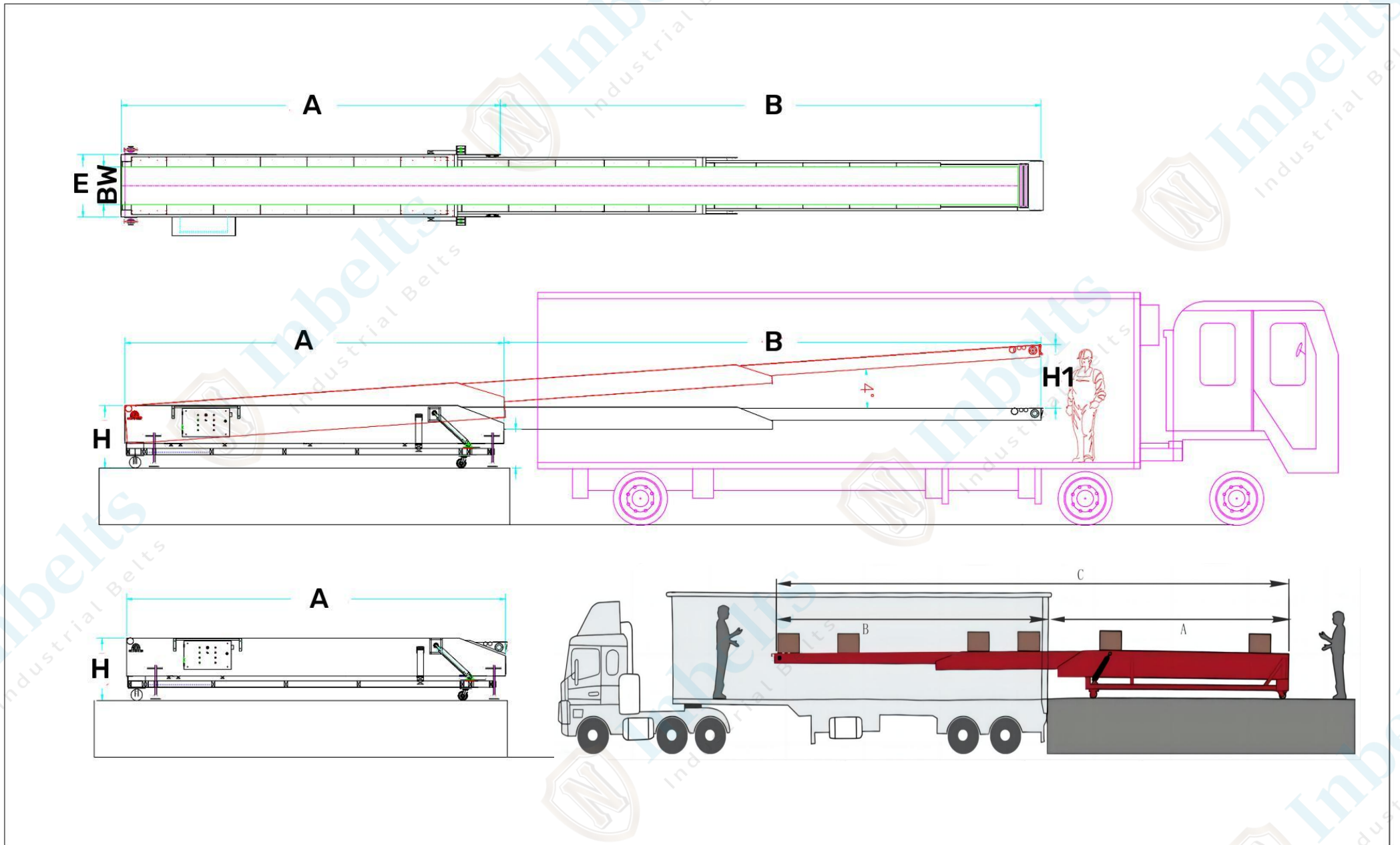
A: The fixed length of the first section.

B: The extension length of sections.

For Example, FTBC-3S-4/5.4-600: 3 section, the fixed length is 4m, extension length is 4.5m, the belt width is 600mm.

Mobile Telescopic Belt

DRAWINGS



DATASHEET

Mobile Telescopic Belt Conveyor

Type	Model No.	Fixed Length(A)	Extension(B)	Total Length(C)	Belt Width	Base Height	Load Capacity	Belt Speed	Extend Speed
3 Section	MTBC-3S-4/5.4	4m	5.4m	9.4m	600/800mm	850-1100mm	50kg/m	15-30m/min	10m/min
	MTBC-3S-4.5/6	4.5m	6m	10.5m	600/800mm	850-1100mm	50kg/m	15-30m/min	10m/min
	MTBC-3S-5/7	5m	7m	12m	600/800mm	850-1100mm	50kg/m	15-30m/min	10m/min
	MTBC-3S-5.4/7.3	5.4m	7.3m	12.7m	600/800mm	850-1100mm	50kg/m	15-30m/min	10m/min
	MTBC-3S-6/8.5	6m	8m	14m	600/800mm	850-1100mm	50kg/m	15-30m/min	10m/min
	MTBC-3S-6.5/9.4	6.5m	9.4m	15.9m	600/800mm	850-1100mm	50kg/m	15-30m/min	10m/min
	MTBC-3S-7/9.6	7m	9.6m	16.6m	600/800mm	850-1100mm	50kg/m	15-30m/min	10m/min
4 Section	MTBC-4S-4/7	4m	7m	11m	600/800mm	950-1200mm	50kg/m	15-30m/min	10m/min
	MTBC-4S-4.5/8.5	4.5m	8.5m	13m	600/800mm	950-1200mm	50kg/m	15-30m/min	10m/min
	MTBC-4S-5/9.5	5m	9.5m	14.5m	600/800mm	950-1200mm	50kg/m	15-30m/min	10m/min
	MTBC-4S-5.4/10.3	5.4m	10.3m	15.7m	600/800mm	950-1200mm	50kg/m	15-30m/min	10m/min
	MTBC-4S-6/12	6m	12m	18m	600/800mm	950-1200mm	50kg/m	15-30m/min	10m/min
	MTBC-4S-6.5/12.8	6.5m	12.8m	19.3m	600/800mm	950-1200mm	50kg/m	15-30m/min	10m/min
	MTBC-4S-7/14	7m	14m	21m	600/800mm	950-1200mm	50kg/m	15-30m/min	10m/min

Inclined Mobile Telescopic Belt Conveyor

ITBC Series



PRODUCTS DETAILS



Move around with hand pallet truck



Side control panel to extend and retract the conveyor



Hydraulic power unit



Rough top PVK material belt



Reinforced conveyor chassis



Front control panel for adjust length and height, control loading and unloading direction

DATASHEET

ITBC-NS-A/B-600/800

Fixed Section Length	A
Extension Section Length	B
Conveyor Total Length	C
Belt Spec	600mm or 800mm, PVC Belt or Siegling PVK Belt
Belt Top Height	*
Operation Direction	forward & reverse
Load Capacity	50kg/m
Belt Driven Motor	* kw, SEW
Telescopic Motor	* kw, SEW
Hydraulic Power Pack	* kw
Machine Total Power	* kw
Electric Control System	Siemens PLC intelligent controller
Main Electric Components	Schneider, including abnormal fault automatic detection alarm device
Telescopic Chain	*
Cable Carrier	*
Standard Color	BLUE, RAL5005
Power Cord Length	10m
Standard Color	Blue, RAL 5015
Voltage	380V, three phase, 50Hz

Note:

Model No.: ITBC-NS-A/B-600/800

F: This model is fixed on platform.

N: The number of sections.

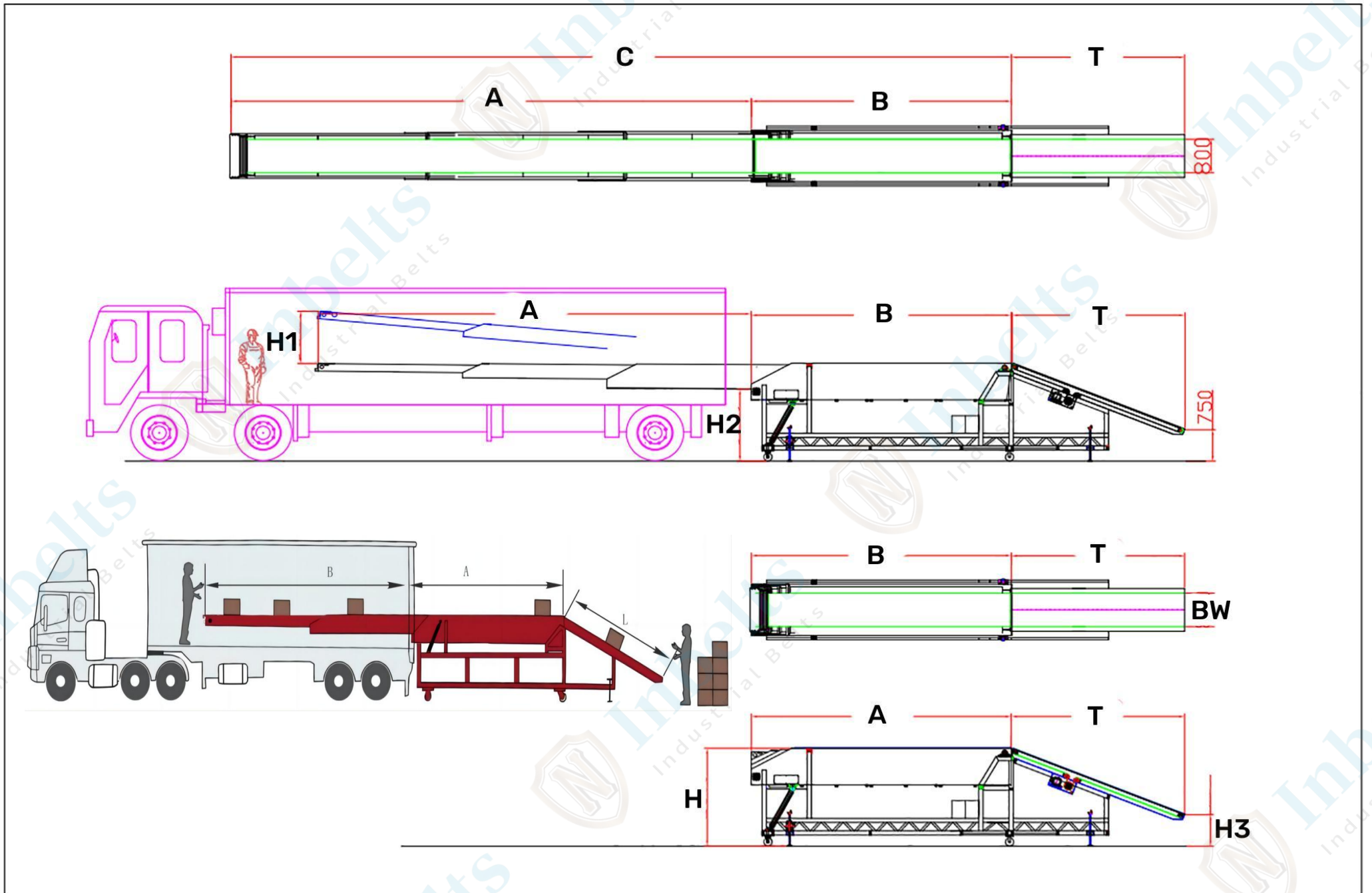
A: The fixed length of the first section.

B: The extension length of sections.

For Example, FTBC-3S-4/5.4-600: 3 section, the fixed length is 4m, extension length is 4.5m, the belt width is 600mm.

Mobile Telescopic Belt With Inclined Tails

DRAWINGS



DATASHEET

Mobile Telescopic Belt Conveyor With Inclined Tail

Type	Model No.	Fixed Length (A)	Extension (B)	Total Length (C)	Belt Width	Height (H)	Height (H1)	Height (H2)	Feed Height (H3)	Tail Length (T)	Belt Speed	Extend Speed
3 Section	ITBC-3S-4.5/5.8	4.5m	5.8m	10.3m	600mm/800mm	1.95m	900	1600	750mm	3.5m	15-30m/min	10m/min
	ITBC-3S-6/8.5	6m	8.5m	14.5m	600mm/800mm	2m	1000	1600	750mm	4m	15-30m/min	10m/min
	ITBC-3S-5/7	5m	7m	12m	600mm/800mm	2m	1000	1700	750mm	4m	15-30m/min	10m/min
4 Section	ITBC-4S-5/10	5m	10m	15m	600mm/800mm	2.3m	1000	1700	750mm	4m	15-30m/min	10m/min
	ITBC-4S-6/12	6m	12m	18m	600mm/800mm	2.3m	1200	1700	750mm	4m	15-30m/min	10m/min
	ITBC-4S-7/14	7m	14m	21m	600mm/800mm	2.3m	1650	1700	750mm	4m	15-30m/min	10m/min